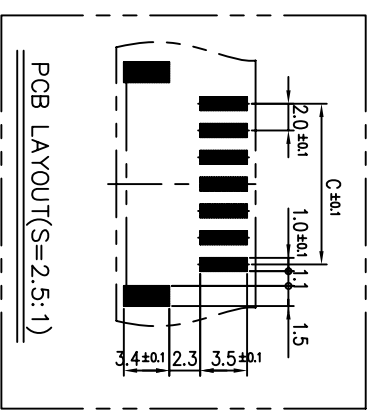
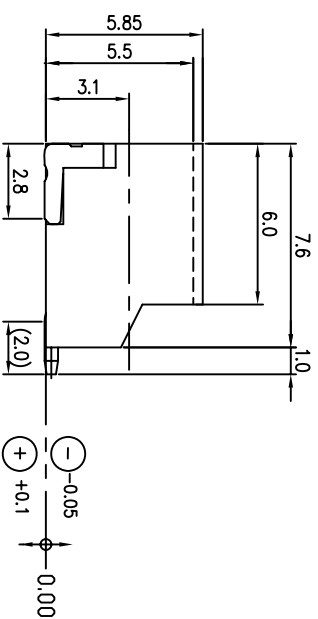
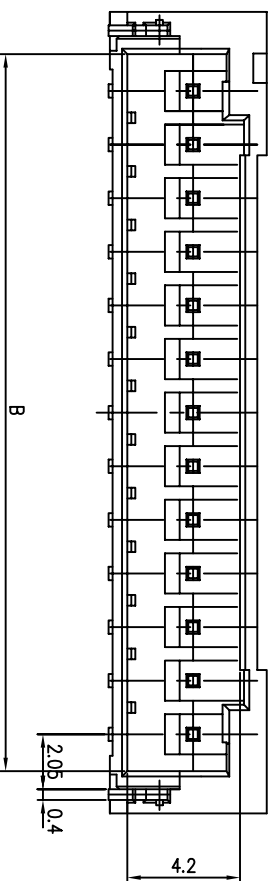
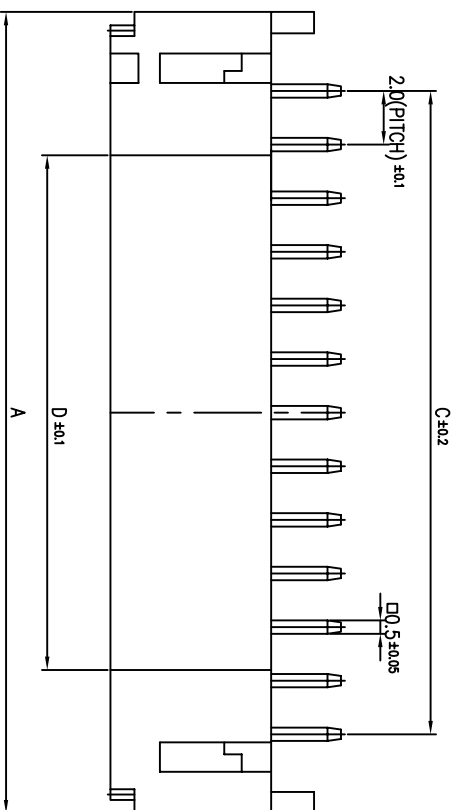


Circuits	Part NO	A	B	C	D
2	20022WR-0200	8.00	4.75	2.0	
3	20022WR-0300	10.0	6.75	4.0	
4	20022WR-0400	12.0	8.75	6.0	
5	20022WR-0500	14.0	10.75	8.0	
6	20022WR-0600	16.0	12.75	10.0	5.2
7	20022WR-0700	18.0	14.75	12.0	7.2
8	20022WR-0800	20.0	16.75	14.0	9.2
9	20022WR-0900	22.0	18.75	16.0	11.2
10	20022WR-1000	24.0	20.75	18.0	13.2
11	20022WR-1100	26.0	22.75	20.0	15.2
12	20022WR-1200	28.0	24.75	22.0	17.2
13	20022WR-1300	30.0	26.75	24.0	19.2
14	20022WR-1400	32.0	28.75	26.0	21.2
15	20022WR-1500	34.0	30.75	28.0	23.2



I/NO	DESCRIPTION	MATERIAL	TITLE
3	HOOK	BRASS	TIN-PLATED
2	PIN	BRASS	TIN-PLATED
1	WAFER	PAGT	1
			UL94V-0
			TREATMENT
			QTY
			REMARK

YEONHO ELECTRONICS CO., LTD.			
SCALE	DRAMN	DESIGN	CHECK
S/1		01.05.17	01.05.17
		C. B. H	H. S. K.
TITLE: 20022WR-NN			
SIZE		DWG. NO	
A3		20022WR-00A-S	

△	4P,5P 형상수정 ("D"치수 제거-2P,3P와 동일형상으로 수정)	05.04.06	K.K.S	G.J.W
△	제품 CRACK 방지 살보강	04.10.26	H.S.K	J.J.H
△	형상변경 살보강	04.10.13	H.S.K	J.J.H
△	형상변경 살보강	04.10.05	H.S.K	
REVISION RECORD				
LTR		DR	CHK	ECN

"본 도면은 연호전자의 지적재산이므로 영의 COPY 및 배포를 금합니다"

1 2 3 4 5 6 7 8

F E D C B A