

SKKD 162, SKKE 162



SEMIPACK[®] 2

Rectifier Diode Modules

SKKD 162

SKKE 162

Features

- Heat transfer through aluminium oxide ceramic isolated metal baseplate
- Hard soldered joints for high reliability
- UL recognized, file no. E 63 532

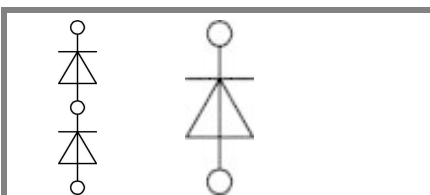
Typical Applications*

- Non-controllable rectifiers for AC/AC converters
- Line rectifiers for transistorized AC motor controllers
- Field supply for DC motors

1) SKKD types only

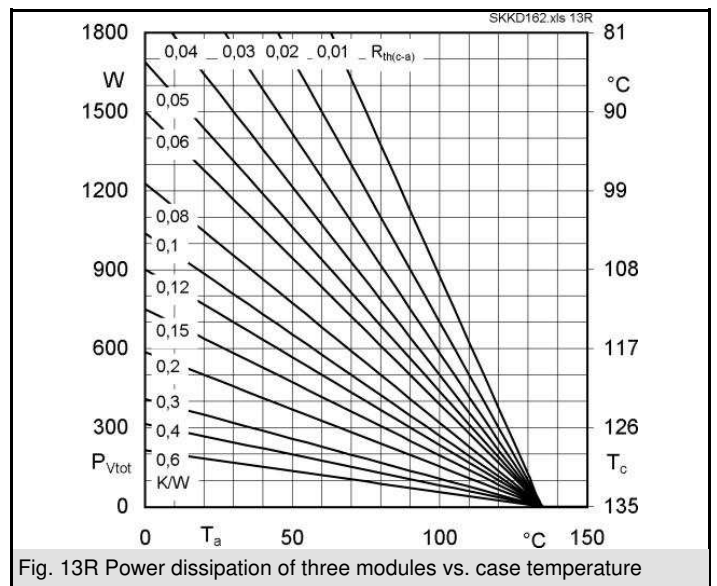
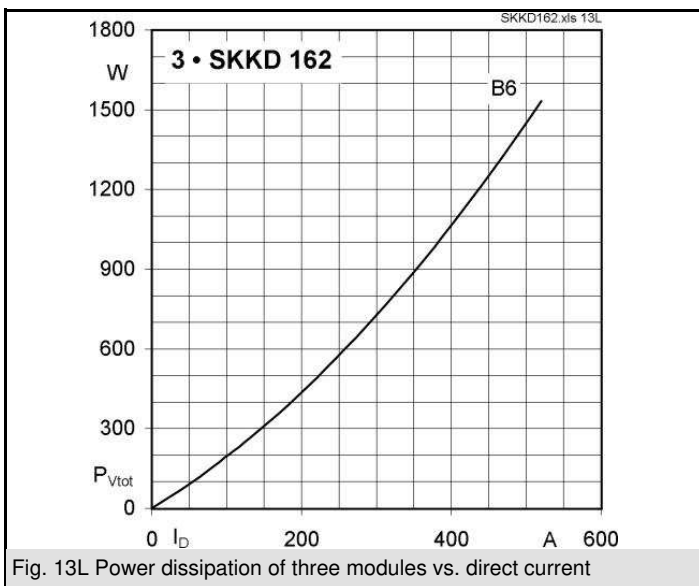
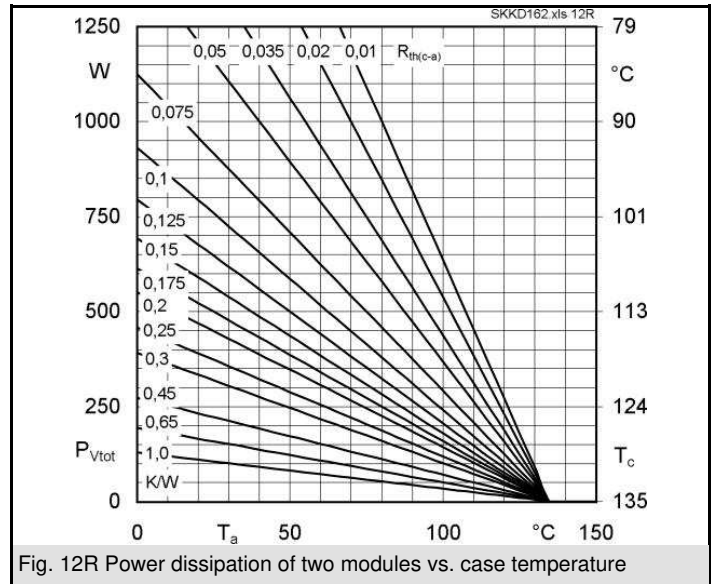
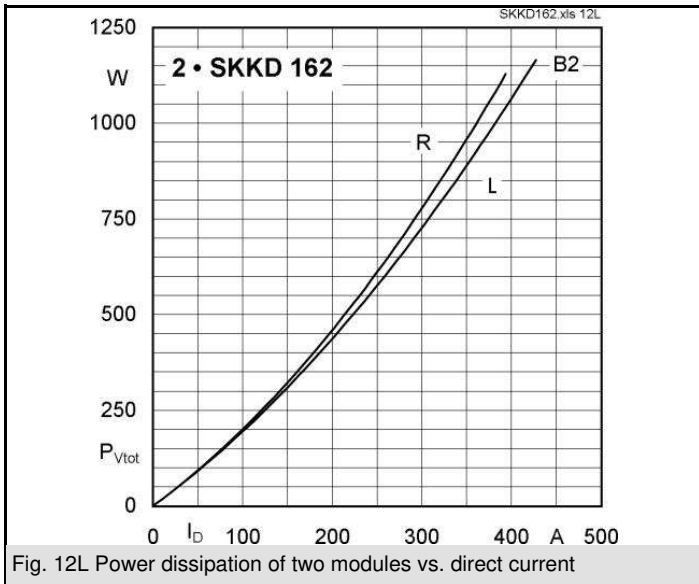
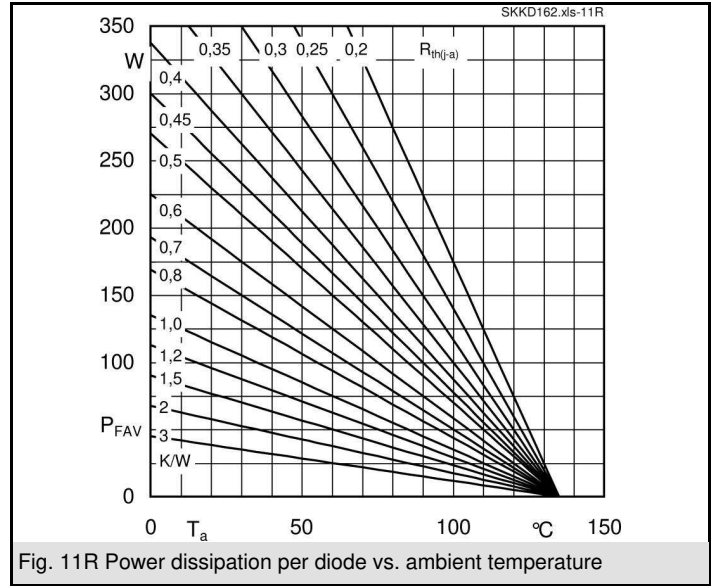
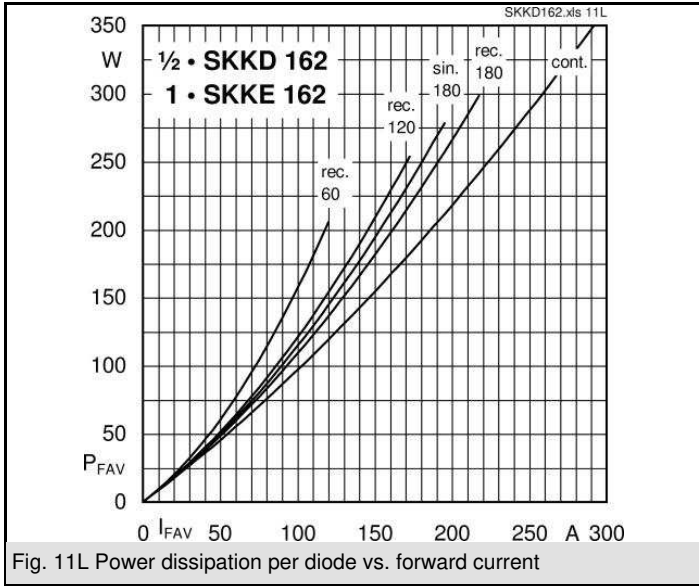
| V_{RSM} V | V_{RRM} V | $I_{FRMS} = 310$ A (maximum value for continuous operation) $I_{FAV} = 160$ A (sin. 180; $T_c = 95$ °C) | |
|----------------|----------------|--|-------------|
| 900 | 800 | SKKD 162/08 | SKKE 162/08 |
| 1300 | 1200 | SKKD 162/12 | SKKE 162/12 |
| 1500 | 1400 | SKKD 162/14 | SKKE 162/14 |
| 1700 | 1600 | SKKD 162/16 | SKKE 162/16 |
| 1900 | 1800 | SKKD 162/18 | SKKE 162/18 |
| 2100 | 2000 | SKKD 162/20H4 | |
| 2300 | 2200 | SKKD 162/22H4 | |

| Symbol | Conditions | Values | Units |
|---------------|---|----------------|------------------|
| I_{FAV} | sin. 180; $T_c = 85$ (100) °C | 195 (150) | A |
| I_D | P3/180; $T_a = 45$ °C; B2 / B6 | 90 / 115 | A |
| | P3/180F; $T_a = 35$ °C; B2 / B6 | 210 / 260 | A |
| I_{FSM} | $T_{vj} = 25$ °C; 10 ms | 6000 | A |
| | $T_{vj} = 125$ °C; 10 ms | 5000 | A |
| i^2t | $T_{vj} = 25$ °C; 8,3 ... 10 ms | 180000 | A ² s |
| | $T_{vj} = 125$ °C; 8,3 ... 10 ms | 125000 | A ² s |
| V_F | $T_{vj} = 25$ °C; $I_F = 500$ A | max. 1,5 | V |
| $V_{(TO)}$ | $T_{vj} = 135$ °C | max. 0,85 | V |
| r_T | $T_{vj} = 135$ °C | max. 1,2 | mΩ |
| I_{RD} | $T_{vj} = 135$ °C; $V_{RD} = V_{RRM}$ | max. 9 | mA |
| $R_{th(j-c)}$ | per diode / per module ¹⁾ | 0,18 / 0,09 | K/W |
| $R_{th(c-s)}$ | per diode / per module ¹⁾ | 0,1 / 0,05 | K/W |
| T_{vj} | | - 40 ... + 135 | °C |
| T_{stg} | | - 40 ... + 135 | °C |
| V_{isol} | a. c. 50 Hz; r.m.s.; 1 s / 1 min. | 3600 / 3000 | V~ |
| V_{isol} | a. c. 50 Hz; r.m.s.; 1 s / 1 min. for SKK ...H4 | 4800 / 4000 | V~ |
| M_s | to heatsink | 5 ± 15 % | Nm |
| M_t | to terminals | 5 ± 15 % | Nm |
| a | | 5 * 9,81 | m/s ² |
| m | approx. | 165 | g |
| Case | SKKD | A 23 | |
| | SKKE | A 24 | |

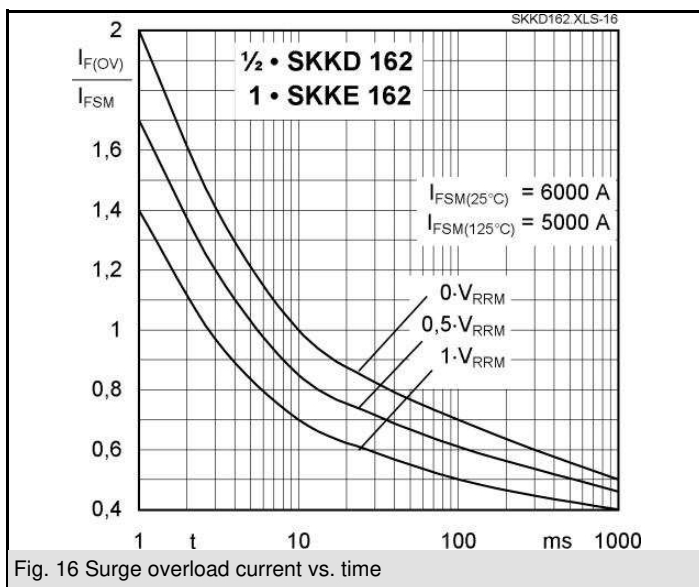
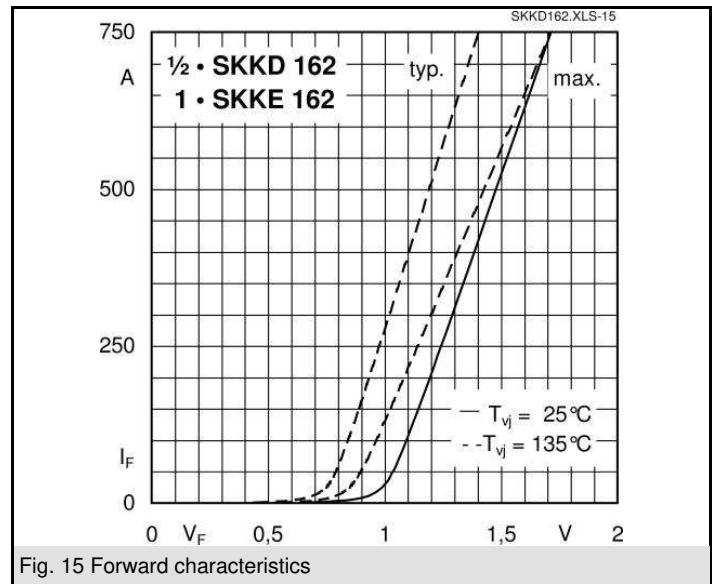
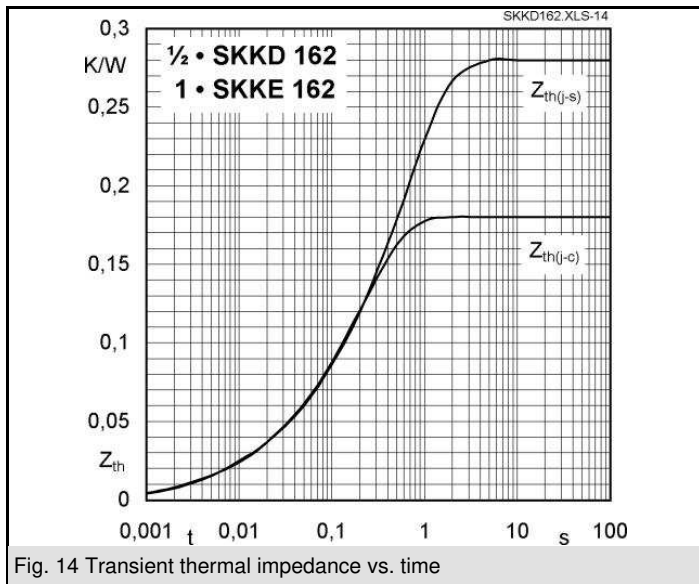


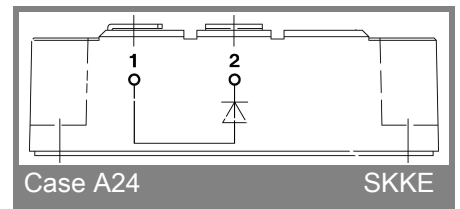
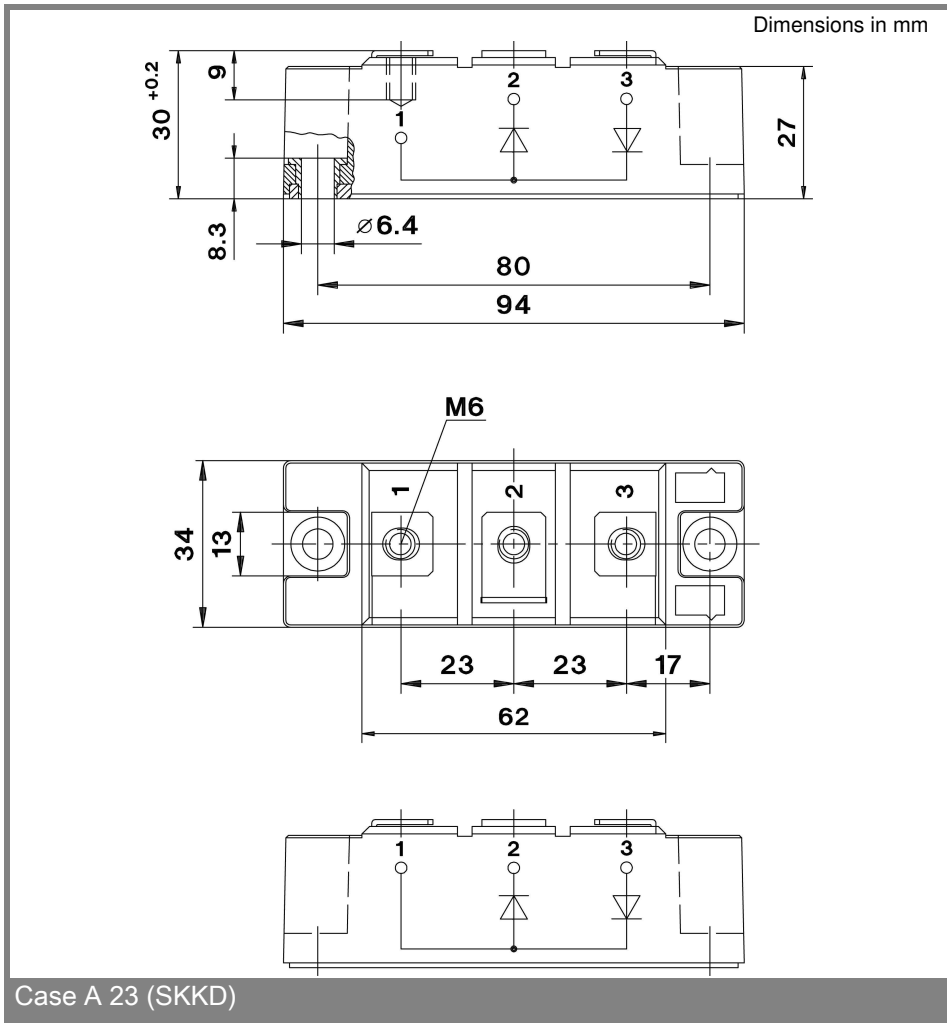
SKKD

SKKE



SKKD 162, SKKE 162





* The specifications of our components may not be considered as an assurance of component characteristics. Components have to be tested for the respective application. Adjustments may be necessary. The use of SEMIKRON products in life support appliances and systems is subject to prior specification and written approval by SEMIKRON. We therefore strongly recommend prior consultation of our personal.