

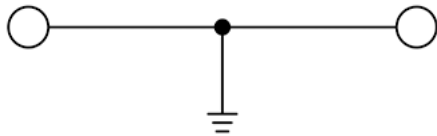
DK4N-PE

DIN


>

:2021-09-08

:1.2



circuit diagram



M3, Green-Yellow (default)

	DIN rail terminal blocks, Grounding terminal blocks
	Grounding terminal blocks
	Green-Yellow (default)
	Screw connection
	Rail mounting
(mm)	6.1
(mm)	45.4
(mm)	41.8
	Single level
	2
	PA
	I
UL 94	V0
-IEC	
(II/2)(KV)	8

(III/2)(KV)		8
(III/3)(KV)		8
(mm ²)		0.14
(mm ²)		6
(mm ²)		0.14
(mm ²)		4
(mm ²)	,	0.25
(mm ²)	,	4
(mm ²)	,	0.25
(mm ²)	,	4
2	(mm ²)	2.5
2	(mm ²)	2.5
(mm ²)	2 ,	0.25
(mm ²)	2 ,	1.5
(mm ²)	2 (mm ²) ,	0.5
(mm ²)	2 (mm ²) ,	2.5
		M3
Width)(mm)	(Blade thickness x	0.6x3.5
Philips		PH1
(N.m)		0.6
		8~10
		TS-35
		YES
		YES

-UL

UL/CUL	AWG	28
UL/CUL	AWG	10
UL/CUL	AWG	28
UL/CUL	AWG	10

&

(YES or NO)	YES
가 (YES or NO)	YES
	120
	-40

UL

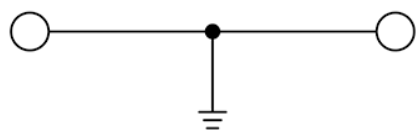
(Group B) (AWG)	20~10
(Group C) (AWG)	20~10

CUL

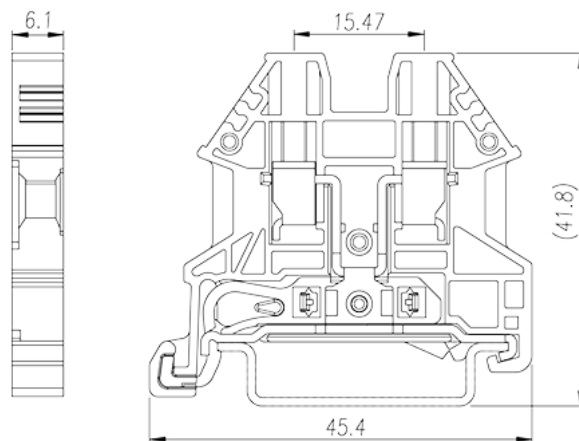
(Group B) (AWG)	20~10
(Group C) (AWG)	20~10




VDE

(mm ²)	0.14~4
--------------------	--------



circuit diagram



	<p>TS-35 DIN-Rail For DP / DP-PE / DK / DK-PE / AK / AK-PE / AK..P series. Material is iron. Length of 1000mm / 2000mm.</p>
	<p>TM48W Marking Label For DP4, DP4-TN, DP4-TR, DP4-PE, DP4-TN-PE, DP4-TR-PE, SS2 DK4N, DK4N-TN, DK4N-TR, DKK4N, DKK4N-PV, DK4N-PE, DK4N-TN-PE, DK4N-TR-PE, DK4-PE, DK4N-TP, DK4N-TG, DK4N-CP, DKK4N-TP, DKK4N-TG, DKK4N-CP, PM4N White color. Using UL94-V2 class of insulation material.</p>
	<p>DK2.5NC-PE End Cover For DK2.5N-PE/DK4N-PE Green-Yellow (default) Using UL94-V0 class of insulation material.</p>